


	Area A: Multifunctional Plaza & Lawn =	40, 414 GSF	50% PUBLIC / 50% PRIVATE
	Area B: Public Park Plaza =	45, 062 GSF	85% PUBLIC / 15% PRIVATE
	Area C: Public Park Plaza & Public Observation Terrace =	9,782 GSF	100% PUBLIC / 0% PRIVATE
	Area D: Public Promenade =	3, 190 GSF	100% PUBLIC / 0% PRIVATE

Total Public Access Areas = 98,448 GSF

Note: Public access would be available during normal operating hours (e.g. 6:00 AM to 10:30 PM)