

(18)

**AMENDMENT NO. 1 TO AGREEMENT BETWEEN
SAN DIEGO UNIFIED PORT DISTRICT
and
NMS MANAGEMENT, INC.
for
JANITORIAL SERVICES
AGREEMENT NO. 62-2016RH**

The parties to this Amendment No. 1 to Agreement are the SAN DIEGO UNIFIED PORT DISTRICT, a public corporation (District) and NMS MANAGEMENT, INC., a California Corporation (Service Provider).

Recitals:

District and Service Provider are parties to an Agreement for Janitorial Services. The agreement is on file in the Office of the District Clerk as Document No. 64943 dated April 27, 2016. It is now proposed to amend the agreement commencement date from July 1, 2016, to June 5, 2016 and to increase the agreement amount by \$33,982.79 from a total of \$2,458,640.16 to \$2,492,622.95.


The Parties Agree:


1. Section 2, **TERM OF AGREEMENT**, agreement shall commence on June 5, 2016.
2. Section 3a, **MAXIMUM EXPENDITURE**, shall be amended to the following:

Maximum Expenditure. The expenditure under this Agreement shall not exceed \$1,535,734.63. Two option years may be granted at the District's sole discretion. Option Year One, if granted, shall not exceed \$478,444.16. Option Year Two, if granted, shall not exceed \$478,444.16. The maximum expenditure under this agreement with both option years is \$2,492,622.95. Said expenditure shall include without limitation all sums, charges, reimbursements, costs and expenses provided for herein. Service Provider shall not be required to perform further services after compensation has been expended. In the event that the

Service Provider anticipates the need for services in excess of the maximum Agreement amount, the District shall be notified in writing immediately. District must approve an amendment to this Agreement before additional fees and costs are incurred.


3. **Attachment B, COMPENSATION & INVOICING**, is replaced with Attachment B dated June 16, 2016. Attachment B reflects the changes to Term 1, (amended to 6/5/2016-6/30/2017) and the Total Table.
4. All other terms, covenants, and conditions in the original Agreement shall remain in full force and effect and shall be applicable to this Amendment.

SAN DIEGO UNIFIED PORT DISTRICT

Marcus J. Cromartie
Director, General Services**NMS MANAGEMENT, INC.**

David S. Guaderrama
President

Approved as to form and legality:
GENERAL COUNSEL



By: Assistant/Deputy

**ATTACHMENT B
COMPENSATION & INVOICING
San Diego Unified Port District
Revised: June 16, 2016**

1. COMPENSATION

a. For the satisfactory performance and completion of the services under this Agreement, District shall pay Service Provider compensation as set forth hereunder.

- (1) Service Provider shall be compensated and reimbursed by District on the basis of invoices submitted each month for services performed during the preceding month. Each invoice shall include:

Date work performed;
Description of the work performed.

- (2) Services shall be invoiced in accordance with the following fee schedule:

TERM 1 (6/5/16-6/30/17)

1. GENERAL SERVICES & PROCUREMENT (GS&P)

	DESCRIPTION OF SERVICES	UNIT PRICE	FREQUENCY	TOTAL
A.	Daily Cleaning/Monthly Rate	\$2,185.01	X 13	\$28,405.13
B.	Weekly Cleaning/Monthly Rate	\$437.00	X 13	\$5,681.00
C.	Periodic Cleaning Monthly Rate	\$215.99	X 13	\$2,807.87
D.	Periodic Cleaning Quarterly Rate	\$107.99	X 4	\$431.96
E.	Periodic Cleaning Semi-Annual Rate	\$215.99	X 2	\$431.98

2. HARBOR POLICE HEADQUARTERS (HPHQ)

	DESCRIPTION OF SERVICES	UNIT PRICE	FREQUENCY	TOTAL
A.	Daily Cleaning/Monthly Rate	\$3,059.01	X 13	\$39,767.13
B.	Weekly Cleaning/Monthly Rate	\$437.00	X 13	\$5,681.00
C.	Periodic Cleaning Monthly Rate	\$134.99	X 13	\$1,754.87
D.	Periodic Cleaning Quarterly Rate	\$81.00	X 4	\$324.00
E.	Periodic Cleaning Semi-Annual Rate	\$134.99	X 2	\$269.98

3. HARBOR POLICE SHELTER ISLAND (HPSI)

	DESCRIPTION OF SERVICES	UNIT PRICE	FREQUENCY	TOTAL
A.	Daily Cleaning/Monthly Rate	\$764.75	X 13	\$9,941.75
B.	Weekly Cleaning/Monthly Rate	\$109.25	X 13	\$1,420.25
C.	Periodic Cleaning Monthly Rate	\$40.50	X 13	\$526.50
D.	Periodic Cleaning Quarterly Rate	\$54.00	X 4	\$216.00
E.	Periodic Cleaning Semi-Annual Rate	\$107.99	X 2	\$215.98

4. HARBOR POLICE SOUTH BAY STATION (HPSB)

	DESCRIPTION OF SERVICES	UNIT PRICE	FREQUENCY	TOTAL
A.	Daily Cleaning/Monthly Rate	\$183.54	X 13	\$2,386.02
B.	Weekly Cleaning/Monthly Rate	\$26.22	X 13	\$340.86
C.	Periodic Cleaning Monthly Rate	\$13.50	X 13	\$175.50
D.	Periodic Cleaning Quarterly Rate	\$13.50	X 4	\$54.00
E.	Periodic Cleaning Semi-Annual Rate	\$27.00	X 2	\$54.00

5. TENTH AVENUE MARINE TERMINAL (TAMT)

	DESCRIPTION OF SERVICES	UNIT PRICE	FREQUENCY	TOTAL
A.	Daily Cleaning/Monthly Rate	\$1,584.13	X 13	\$20,593.69
B.	Weekly Cleaning/Monthly Rate	\$327.75	X 13	\$4,260.75
C.	Periodic Cleaning Monthly Rate	\$161.99	X 13	\$2,105.87
D.	Periodic Cleaning Quarterly Rate	\$81.00	X 4	\$324.00
E.	Periodic Cleaning Semi-Annual Rate	\$161.99	X 2	\$323.98
F.	Twice Daily Restroom/Monthly Rate	\$183.54	X 13	\$2,386.02
G.	Tri Weekly Restroom/Monthly Rate	\$137.66	X 13	\$1,789.58

6. NATIONAL CITY MARINE TERMINAL (NCMT)

	DESCRIPTION OF SERVICES	UNIT PRICE	FREQUENCY	TOTAL
A.	Daily Cleaning/Monthly Rate	\$263.67	X 13	\$3,427.71
B.	Weekly Cleaning/Monthly Rate	\$54.63	X 13	\$710.19
C.	Periodic Cleaning/Monthly Rate	\$27.00	X 13	\$351.00
D.	Periodic Cleaning Quarterly Rate	\$27.00	X 4	\$108.00

E.	Periodic Cleaning Semi-Annual Rate	\$27.00	X 2	\$54.00
F.	Twice Daily Restroom/Monthly Rate	\$367.08	X 13	\$4,772.04
G.	Tri Weekly Restroom/Monthly Rate	\$78.66	X 13	\$1,022.58

7. JOINT HARBOR OPERATION CENTER (JHOC)

	DESCRIPTION OF SERVICES	UNIT PRICE	FREQUENCY	TOTAL
A.	Daily Cleaning/Monthly Rate	\$183.54	X 13	\$2,386.02
B.	Weekly Cleaning/Monthly Rate	\$26.22	X 13	\$340.86
C.	Periodic Cleaning/Monthly Rate	\$10.80	X 13	\$140.40
D.	Periodic Cleaning/Semi Annual Rate	\$10.80	X 2	\$21.60
E.	Twice Daily Restroom/Monthly Rate	\$367.08	X 13	\$4,772.04

8. PUBLIC RESTROOM FACILITIES & DRINKING FOUNTAINS (PRF)

	DESCRIPTION OF SERVICES	UNIT PRICE	FREQUENCY	TOTAL
A.	Twice Daily Restrooms/Monthly Rate	\$9,177.04	X 13	\$119,301.52
B.	Tri Weekly Restrooms/Monthly Rate	\$655.50	X 13	\$8,521.50
C.	Weekly Restrooms/Monthly Rate	\$109.25	X 13	\$1,420.25
D.	Seasonal Extra Run/Monthly Rate	\$21,177.78	X 3	\$63,533.34

9. ADMINISTRATION & ANNEX FACILITY (ADM & ANX)

	DESCRIPTION OF SERVICES	UNIT PRICE	FREQUENCY	TOTAL
A.	Daily Cleaning/Monthly Rate	\$9,832.54	X 13	\$127,823.02
B.	Weekly Cleaning/Monthly Rate	\$1,748.01	X 13	\$22,724.13
C.	Periodic Cleaning/Monthly Rate	\$1,079.94	X 13	\$14,039.22
D.	Periodic Cleaning Quarterly Rate	\$539.97	X 4	\$2,159.88
E.	Periodic Cleaning Semi Annual Rate	\$1,079.94	X 2	\$2,159.88

SCHEDULED SERVICES AMOUNT FOR TERM ONE: \$512,458.85**10. ADDITIONAL SERVICES NOT TO EXCEED \$12,000.00**

DESCRIPTION OF SERVICES	UNIT PRICE	FREQUENCY	TOTAL
Additional Services	\$23.88	HR	\$12,000.00

TOTAL AMOUNT FOR TERM ONE	\$524,458.85
----------------------------------	---------------------

TERM 2 (7/1/17-6/30/18)**1. GENERAL SERVICES & PROCUREMENT (GS&P)**

	DESCRIPTION OF SERVICES	UNIT PRICE	FREQUENCY	TOTAL
A.	Daily Cleaning/Monthly Rate	\$2,185.01	X 12	\$26,220.12
B.	Weekly Cleaning/Monthly Rate	\$437.00	X 12	\$5,244.00
C.	Periodic Cleaning Monthly Rate	\$215.99	X 12	\$2,591.88
D.	Periodic Cleaning Quarterly Rate	\$107.99	X 4	\$431.96
E.	Periodic Cleaning Semi-Annual Rate	\$215.99	X 2	\$431.98

2. HARBOR POLICE HEADQUARTERS (HPHQ)

	DESCRIPTION OF SERVICES	UNIT PRICE	FREQUENCY	TOTAL
A.	Daily Cleaning/Monthly Rate	\$3,059.01	X 12	\$36,708.12
B.	Weekly Cleaning/Monthly Rate	\$437.00	X 12	\$5,244.00
C.	Periodic Cleaning Monthly Rate	\$134.99	X 12	\$1,619.88
D.	Periodic Cleaning Quarterly Rate	\$81.00	X 4	\$324.00
E.	Periodic Cleaning Semi-Annual Rate	\$134.99	X 2	\$269.98

3. HARBOR POLICE SHELTER ISLAND (HPSI)

	DESCRIPTION OF SERVICES	UNIT PRICE	FREQUENCY	TOTAL
A.	Daily Cleaning/Monthly Rate	\$764.75	X 12	\$9,177.00
B.	Weekly Cleaning/Monthly Rate	\$109.25	X 12	\$1,311.00
C.	Periodic Cleaning Monthly Rate	\$40.50	X 12	\$486.00
D.	Periodic Cleaning Quarterly Rate	\$54.00	X 4	\$216.00
E.	Periodic Cleaning Semi-Annual Rate	\$107.99	X 2	\$215.98

4. HARBOR POLICE SOUTH BAY STATION (HPSB)

	DESCRIPTION OF SERVICES	UNIT PRICE	FREQUENCY	TOTAL
A.	Daily Cleaning/Monthly Rate	\$183.54	X 12	\$2,202.48
B.	Weekly Cleaning/Monthly Rate	\$26.22	X 12	\$314.64
C.	Periodic Cleaning Monthly Rate	\$13.50	X 12	\$162.00
D.	Periodic Cleaning Quarterly Rate	\$13.50	X 4	\$54.00
E.	Periodic Cleaning Semi-Annual Rate	\$27.00	X 2	\$54.00

5. TENTH AVENUE MARINE TERMINAL (TAMT)

	DESCRIPTION OF SERVICES	UNIT PRICE	FREQUENCY	TOTAL
A.	Daily Cleaning/Monthly Rate	\$1,584.13	X 12	\$19,009.56
B.	Weekly Cleaning/Monthly Rate	\$327.75	X 12	\$3,933.00
C.	Periodic Cleaning Monthly Rate	\$161.99	X 12	\$1,943.88
D.	Periodic Cleaning Quarterly Rate	\$81.00	X 4	\$324.00
E.	Periodic Cleaning Semi-Annual Rate	\$161.99	X 2	\$323.98
F.	Twice Daily Restroom/Monthly Rate	\$183.54	X 12	\$2,202.48
G.	Tri Weekly Restroom/Monthly Rate	\$137.66	X 12	\$1,651.92

6. NATIONAL CITY MARINE TERMINAL (NCMT)

	DESCRIPTION OF SERVICES	UNIT PRICE	FREQUENCY	TOTAL
A.	Daily Cleaning/Monthly Rate	\$263.67	X 12	\$3,164.04
B.	Weekly Cleaning/Monthly Rate	\$54.63	X 12	\$655.56
C.	Periodic Cleaning/Monthly Rate	\$27.00	X 12	\$324.00
D.	Periodic Cleaning Quarterly Rate	\$27.00	X 4	\$108.00
E.	Periodic Cleaning Semi-Annual Rate	\$27.00	X2	\$54.00
F.	Twice Daily Restroom/Monthly Rate	\$367.08	X 12	\$4,404.96
G.	Tri Weekly Restroom/Monthly Rate	\$78.66	X 12	\$943.92

7. JOINT HARBOR OPERATION CENTER (JHOC)

	DESCRIPTION OF SERVICES	UNIT PRICE	FREQUENCY	TOTAL
A.	Daily Cleaning/Monthly Rate	\$183.54	X 12	\$2,202.48
B.	Weekly Cleaning/Monthly Rate	\$26.22	X 12	\$314.64
C.	Periodic Cleaning/Monthly Rate	\$10.80	X 12	\$129.60
D.	Periodic Cleaning/Semi Annual Rate	\$10.80	X 2	\$21.60
E.	Twice Daily Restroom/ Monthly Rate	\$367.08	X 12	\$4,404.96

8. PUBLIC RESTROOM FACILITIES & DRINKING FOUNTAINS (PRF)

	DESCRIPTION OF SERVICES	UNIT PRICE	FREQUENCY	TOTAL
A.	Twice Daily Restrooms/Monthly Rate	\$9,177.04	X 12	\$110,124.48
B.	Tri Weekly Restrooms/Monthly Rate	\$655.50	X 12	\$7,866.00
C.	Weekly Restrooms/Monthly Rate	\$109.25	X 12	\$1,311.00
D.	Seasonal Extra Run/Monthly Rate	\$21,177.78	X 5	\$105,888.90

9. ADMINISTRATION & ANNEX FACILITY (ADMIN & ANX)

	DESCRIPTION OF SERVICES	UNIT PRICE	FREQUENCY	TOTAL
A.	Daily Cleaning/Monthly Rate	\$9,832.54	X 12	\$117,990.48
B.	Weekly Cleaning/Monthly Rate	\$1,748.01	X 12	\$20,976.12
C.	Periodic Cleaning/Monthly Rate	\$1,079.94	X 12	\$12,959.28
D.	Periodic Cleaning Quarterly Rate	\$539.97	X 4	\$2,159.88
E.	Periodic Cleaning Semi Annual Rate	\$1,079.94	X 2	\$2,159.88

SCHEDULED SERVICES AMOUNT FOR TERM TWO: \$520,831.62

10. ADDITIONAL SERVICES NOT TO EXCEED \$12,000.00

DESCRIPTION OF SERVICES	UNIT PRICE	FREQUENCY	TOTAL
Additional Services	\$23.88	HR	\$12,000.00

TOTAL AMOUNT FOR TERM TWO	\$532,861.62
----------------------------------	---------------------

TERM 3 (7/1/18-6/30/19)**1. GENERAL SERVICES & PROCUREMENT (GS&P)**

	DESCRIPTION OF SERVICES	UNIT PRICE	FREQUENCY	TOTAL
A.	Daily Cleaning/Monthly Rate	\$2,228.71	X 12	\$26,744.52
B.	Weekly Cleaning/Monthly Rate	\$445.74	X 12	\$5,348.88
C.	Periodic Cleaning Monthly Rate	\$220.31	X 12	\$2,643.72
D.	Periodic Cleaning Quarterly Rate	\$110.15	X 4	\$440.60
E.	Periodic Cleaning Semi-Annual Rate	\$220.31	X 2	\$440.62

2. HARBOR POLICE HEADQUARTERS (HPHQ)

	DESCRIPTION OF SERVICES	UNIT PRICE	FREQUENCY	TOTAL
A.	Daily Cleaning/Monthly Rate	\$3,120.19	X 12	\$37,442.28
B.	Weekly Cleaning/Monthly Rate	\$445.74	X 12	\$5,348.88
C.	Periodic Cleaning Monthly Rate	\$137.69	X 12	\$1,652.28
D.	Periodic Cleaning Quarterly Rate	\$82.62	X 4	\$330.48
E.	Periodic Cleaning Semi-Annual Rate	\$137.69	X 2	\$275.38

3. HARBOR POLICE SHELTER ISLAND (HPSI)

	DESCRIPTION OF SERVICES	UNIT PRICE	FREQUENCY	TOTAL
A.	Daily Cleaning/Monthly Rate	\$780.05	X 12	\$9,360.60
B.	Weekly Cleaning/Monthly Rate	\$111.44	X 12	\$1,337.28
C.	Periodic Cleaning Monthly Rate	\$41.31	X 12	\$495.72
D.	Periodic Cleaning Quarterly Rate	\$55.08	X 4	\$220.32
E.	Periodic Cleaning Semi-Annual Rate	\$110.15	X 2	\$220.30

4. HARBOR POLICE SOUTH BAY STATION (HPSB)

	DESCRIPTION OF SERVICES	UNIT PRICE	FREQUENCY	TOTAL
A.	Daily Cleaning/Monthly Rate	\$187.21	X 12	\$2,246.52

B.	Weekly Cleaning/Monthly Rate	\$26.74	X 12	\$320.88
C.	Periodic Cleaning Monthly Rate	\$13.77	X 12	\$165.24
D.	Periodic Cleaning Quarterly Rate	\$13.77	X 4	\$55.08
E.	Periodic Cleaning Semi-Annual Rate	\$27.54	X 2	\$55.08

5. TENTH AVENUE MARINE TERMINAL (TAMT)

	DESCRIPTION OF SERVICES	UNIT PRICE	FREQUENCY	TOTAL
A.	Daily Cleaning/Monthly Rate	\$1,615.81	X 12	\$19,389.72
B.	Weekly Cleaning/Monthly Rate	\$334.31	X 12	\$4,011.72
C.	Periodic Cleaning Monthly Rate	\$165.23	X 12	\$1,982.76
D.	Periodic Cleaning Quarterly Rate	\$82.62	X 4	\$330.48
E.	Periodic Cleaning Semi-Annual Rate	\$165.23	X 2	\$330.46
F.	Twice Daily Restroom/Monthly Rate	\$187.21	X 12	\$2,246.52
G.	Tri Weekly Restroom/Monthly Rate	\$140.41	X 12	\$1,684.92

6. NATIONAL CITY MARINE TERMINAL (NCMT)

	DESCRIPTION OF SERVICES	UNIT PRICE	FREQUENCY	TOTAL
A.	Daily Cleaning/Monthly Rate	\$268.95	X 12	\$3,227.40
B.	Weekly Cleaning/Monthly Rate	\$55.72	X 12	\$668.64
C.	Periodic Cleaning/Monthly Rate	\$27.54	X 12	\$330.48
D.	Periodic Cleaning Quarterly Rate	\$27.54	X 4	\$110.16
E.	Periodic Cleaning Semi-Annual Rate	\$27.54	X 2	\$55.08
F.	Twice Daily Restroom/Monthly Rate	\$374.42	X 12	\$4,493.04
G.	Tri Weekly Restroom/Monthly Rate	\$80.23	X 12	\$962.76

7. JOINT HARBOR OPERATION CENTER (JHOC)

	DESCRIPTION OF SERVICES	UNIT PRICE	FREQUENCY	TOTAL
A.	Daily Cleaning/Monthly Rate	\$187.21	X 12	\$2,246.52
B.	Weekly Cleaning/Monthly Rate	\$26.74	X 12	\$320.88
C.	Periodic Cleaning/Monthly Rate	\$11.02	X 12	\$132.24
D.	Periodic Cleaning/Semi Annual Rate	\$11.02	X 2	\$22.04

E.	Twice Daily Restroom/ Monthly Rate	\$374.42	X 12	\$4,493.04
----	------------------------------------	----------	------	------------

8. PUBLIC RESTROOM FACILITIES & DRINKING FOUNTAINS (PRF)

	DESCRIPTION OF SERVICES	UNIT PRICE	FREQUENCY	TOTAL
A.	Twice Daily Restrooms/Monthly Rate	\$9,360.58	X 12	\$112,326.96
B.	Tri Weekly Restrooms/Monthly Rate	\$668.61	X 12	\$8,023.32
C.	Weekly Restrooms/Monthly Rate	\$111.44	X 12	\$1,337.28
D.	Seasonal Extra Run/Monthly Rate	\$21,601.33	X 2	\$43,202.66

9. ADMINISTRATION & ANNEX FACILITY (ADMIN & ANX)

	DESCRIPTION OF SERVICES	UNIT PRICE	FREQUENCY	TOTAL
A.	Daily Cleaning/Monthly Rate	\$10,029.19	X 12	\$120,350.28
B.	Weekly Cleaning/Monthly Rate	\$1,782.97	X 12	\$21,395.64
C.	Periodic Cleaning/Monthly Rate	\$1,101.53	X 12	\$13,218.36
D.	Periodic Cleaning Quarterly Rate	\$550.77	X 4	\$2,203.08
E.	Periodic Cleaning Semi Annual Rate	\$1,101.53	X 2	\$2,203.06

SCHEDULED SERVICES AMOUNT FOR TERM THREE: \$466,444.16

10. ADDITIONAL SERVICES NOT TO EXCEED \$12,000.00

DESCRIPTION OF SERVICES	UNIT PRICE	FREQUENCY	TOTAL
Additional Services	\$24.36	HR	\$12,000.00

TOTAL AMOUNT FOR TERM THREE	\$478,444.16
------------------------------------	---------------------

OPTIONAL- TERM 4 (7/1/19-6/30/20)**1. GENERAL SERVICES & PROCUREMENT (GS&P)**

	DESCRIPTION OF SERVICES	UNIT PRICE	FREQUENCY	TOTAL
A.	Daily Cleaning/Monthly Rate	\$2,228.71	X 12	\$26,744.52

B.	Weekly Cleaning/Monthly Rate	\$445.74	X 12	\$5,348.88
C.	Periodic Cleaning Monthly Rate	\$220.31	X 12	\$2,643.72
D.	Periodic Cleaning Quarterly Rate	\$110.15	X 4	\$440.60
E.	Periodic Cleaning Semi-Annual Rate	\$220.31	X 2	\$440.62

2. HARBOR POLICE HEADQUARTERS (HPHQ)

	DESCRIPTION OF SERVICES	UNIT PRICE	FREQUENCY	TOTAL
A.	Daily Cleaning/Monthly Rate	\$3,120.19	X 12	\$37,442.28
B.	Weekly Cleaning/Monthly Rate	\$445.74	X 12	\$5,348.88
C.	Periodic Cleaning Monthly Rate	\$137.69	X 12	\$1,652.28
D.	Periodic Cleaning Quarterly Rate	\$82.62	X 4	\$330.48
E.	Periodic Cleaning Semi-Annual Rate	\$137.69	X 2	\$275.38

3. HARBOR POLICE SHELTER ISLAND (HPSI)

	DESCRIPTION OF SERVICES	UNIT PRICE	FREQUENCY	TOTAL
A.	Daily Cleaning/Monthly Rate	\$780.05	X 12	\$9,360.60
B.	Weekly Cleaning/Monthly Rate	\$111.44	X 12	\$1,337.28
C.	Periodic Cleaning Monthly Rate	\$41.31	X 12	\$495.72
D.	Periodic Cleaning Quarterly Rate	\$55.08	X 4	\$220.32
E.	Periodic Cleaning Semi-Annual Rate	\$110.15	X 2	\$220.30

4. HARBOR POLICE SOUTH BAY STATION (HPSB)

	DESCRIPTION OF SERVICES	UNIT PRICE	FREQUENCY	TOTAL
A.	Daily Cleaning/Monthly Rate	\$187.21	X 12	\$2,246.52
B.	Weekly Cleaning/Monthly Rate	\$26.74	X 12	\$320.88
C.	Periodic Cleaning Monthly Rate	\$13.77	X 12	\$165.24
D.	Periodic Cleaning Quarterly Rate	\$13.77	X 4	\$55.08
E.	Periodic Cleaning Semi-Annual Rate	\$27.54	X 2	\$55.08

5. TENTH AVENUE MARINE TERMINAL (TAMT)

	DESCRIPTION OF SERVICES	UNIT PRICE	FREQUENCY	TOTAL
A.	Daily Cleaning/Monthly Rate	\$1,615.81	X 12	\$19,389.72
B.	Weekly Cleaning/Monthly Rate	\$334.31	X 12	\$4,011.72
C.	Periodic Cleaning Monthly Rate	\$165.23	X 12	\$1,982.76
D.	Periodic Cleaning Quarterly Rate	\$82.62	X 4	\$330.48
E.	Periodic Cleaning Semi-Annual Rate	\$165.23	X 2	\$330.46
F.	Twice Daily Restroom/Monthly Rate	\$187.21	X 12	\$2,246.52
G.	Tri Weekly Restroom/Monthly Rate	\$140.41	X 12	\$1,684.92

6. NATIONAL CITY MARINE TERMINAL (NCMT)

	DESCRIPTION OF SERVICES	UNIT PRICE	FREQUENCY	TOTAL
A.	Daily Cleaning/Monthly Rate	\$268.95	X 12	\$3,227.40
B.	Weekly Cleaning/Monthly Rate	\$55.72	X 12	\$668.64
C.	Periodic Cleaning/Monthly Rate	\$27.54	X 12	\$330.48
D.	Periodic Cleaning Quarterly Rate	\$27.54	X 4	\$110.16
E.	Periodic Cleaning Semi-Annual Rate	\$27.54	X 2	\$55.08
F.	Twice Daily Restroom/Monthly Rate	\$374.42	X 12	\$4,493.04
G.	Tri Weekly Restroom/Monthly Rate	\$80.23	X 12	\$962.76

7. JOINT HARBOR OPERATION CENTER (JHOC)

	DESCRIPTION OF SERVICES	UNIT PRICE	FREQUENCY	TOTAL
A.	Daily Cleaning/Monthly Rate	\$187.21	X 12	\$2,246.52
B.	Weekly Cleaning/Monthly Rate	\$26.74	X 12	\$320.88
C.	Periodic Cleaning/Monthly Rate	\$11.02	X 12	\$132.24
D.	Periodic Cleaning/Semi Annual Rate	\$11.02	X 2	\$22.04
E.	Twice Daily Restroom/ Monthly Rate	\$374.42	X 12	\$4,493.04

8. PUBLIC RESTROOM FACILITIES & DRINKING FOUNTAINS (PRF)

	DESCRIPTION OF SERVICES	UNIT PRICE	FREQUENCY	TOTAL
A.	Twice Daily Restrooms/Monthly	\$9,360.58	X 12	\$112,326.96

	Rate			
B.	Tri Weekly Restrooms/Monthly Rate	\$668.61	X 12	\$8,023.32
C.	Weekly Restrooms/Monthly Rate	\$111.44	X 12	\$1,337.28
D.	Seasonal Extra Run/Monthly Rate	\$21,601.33	X 2	\$43,202.66

9. ADMINISTRATION & ANNEX FACILITY (ADMIN & ANX)

	DESCRIPTION OF SERVICES	UNIT PRICE	FREQUENCY	TOTAL
A.	Daily Cleaning/Monthly Rate	\$10,029.19	X 12	\$120,350.28
B.	Weekly Cleaning/Monthly Rate	\$1,782.97	X 12	\$21,395.64
C.	Periodic Cleaning/Monthly Rate	\$1,101.53	X 12	\$13,218.36
D.	Periodic Cleaning Quarterly Rate	\$550.77	X 4	\$2,203.08
E.	Periodic Cleaning Semi Annual Rate	\$1,101.53	X 2	\$2,203.06

SCHEDULED SERVICES AMOUNT FOR TERM FOUR: \$466,444.16

10. ADDITIONAL SERVICES NOT TO EXCEED \$12,000.00

DESCRIPTION OF SERVICES	UNIT PRICE	FREQUENCY	TOTAL
Additional Services	\$24.36	HR	\$12,000.00

TOTAL AMOUNT FOR TERM FOUR	\$478,444.16
-----------------------------------	---------------------

OPTIONAL- TERM 5 (7/1/20-6/30/21)

1. GENERAL SERVICES & PROCUREMENT (GS&P)

	DESCRIPTION OF SERVICES	UNIT PRICE	FREQUENCY	TOTAL
A.	Daily Cleaning/Monthly Rate	\$2,228.71	X 12	\$26,744.52
B.	Weekly Cleaning/Monthly Rate	\$445.74	X 12	\$5,348.88
C.	Periodic Cleaning Monthly Rate	\$220.31	X 12	\$2,643.72
D.	Periodic Cleaning Quarterly Rate	\$110.15	X 4	\$440.60
E.	Periodic Cleaning Semi-Annual Rate	\$220.31	X 2	\$440.62

2. HARBOR POLICE HEADQUARTERS (HPHQ)

	DESCRIPTION OF SERVICES	UNIT PRICE	FREQUENCY	TOTAL
A.	Daily Cleaning/Monthly Rate	\$3,120.19	X 12	\$37,442.28
B.	Weekly Cleaning/Monthly Rate	\$445.74	X 12	\$5,348.88
C.	Periodic Cleaning Monthly Rate	\$137.69	X 12	\$1,652.28
D.	Periodic Cleaning Quarterly Rate	\$82.62	X 4	\$330.48
E.	Periodic Cleaning Semi-Annual Rate	\$137.69	X 2	\$275.38

3. HARBOR POLICE SHELTER ISLAND (HPSI)

	DESCRIPTION OF SERVICES	UNIT PRICE	FREQUENCY	TOTAL
A.	Daily Cleaning/Monthly Rate	\$780.05	X 12	\$9,360.60
B.	Weekly Cleaning/Monthly Rate	\$111.44	X 12	\$1,337.28
C.	Periodic Cleaning Monthly Rate	\$41.31	X 12	\$495.72
D.	Periodic Cleaning Quarterly Rate	\$55.08	X 4	\$220.32
E.	Periodic Cleaning Semi-Annual Rate	\$110.15	X 2	\$220.30

4. HARBOR POLICE SOUTH BAY STATION (HPSB)

	DESCRIPTION OF SERVICES	UNIT PRICE	FREQUENCY	TOTAL
A.	Daily Cleaning/Monthly Rate	\$187.21	X 12	\$2,246.52
B.	Weekly Cleaning/Monthly Rate	\$26.74	X 12	\$320.88
C.	Periodic Cleaning Monthly Rate	\$13.77	X 12	\$165.24
D.	Periodic Cleaning Quarterly Rate	\$13.77	X 4	\$55.08
E.	Periodic Cleaning Semi-Annual Rate	\$27.54	X 2	\$55.08

5. TENTH AVENUE MARINE TERMINAL (TAMT)

	DESCRIPTION OF SERVICES	UNIT PRICE	FREQUENCY	TOTAL
A.	Daily Cleaning/Monthly Rate	\$1,615.81	X 12	\$19,389.72
B.	Weekly Cleaning/Monthly Rate	\$334.31	X 12	\$4,011.72
C.	Periodic Cleaning Monthly Rate	\$165.23	X 12	\$1,982.76

D.	Periodic Cleaning Quarterly Rate	\$82.62	X 4	\$330.48
E.	Periodic Cleaning Semi-Annual Rate	\$165.23	X 2	\$330.46
F.	Twice Daily Restroom/Monthly Rate	\$187.21	X 12	\$2,246.52
G.	Tri Weekly Restroom/Monthly Rate	\$140.41	X 12	\$1,684.92

6. NATIONAL CITY MARINE TERMINAL (NCMT)

	DESCRIPTION OF SERVICES	UNIT PRICE	FREQUENCY	TOTAL
A.	Daily Cleaning/Monthly Rate	\$268.95	X 12	\$3,227.40
B.	Weekly Cleaning/Monthly Rate	\$55.72	X 12	\$668.64
C.	Periodic Cleaning/Monthly Rate	\$27.54	X 12	\$330.48
D.	Periodic Cleaning Quarterly Rate	\$27.54	X 4	\$110.16
E.	Periodic Cleaning Semi-Annual Rate	\$27.54	X 2	\$55.08
F.	Twice Daily Restroom/Monthly Rate	\$374.42	X 12	\$4,493.04
G.	Tri Weekly Restroom/Monthly Rate	\$80.23	X 12	\$962.76

7. JOINT HARBOR OPERATION CENTER (JHOC)

	DESCRIPTION OF SERVICES	UNIT PRICE	FREQUENCY	TOTAL
A.	Daily Cleaning/Monthly Rate	\$187.21	X 12	\$2,246.52
B.	Weekly Cleaning/Monthly Rate	\$26.74	X 12	\$320.88
C.	Periodic Cleaning/Monthly Rate	\$11.02	X 12	\$132.24
D.	Periodic Cleaning/Semi Annual Rate	\$11.02	X 2	\$22.04
E.	Twice Daily Restroom/ Monthly Rate	\$374.42	X 12	\$4,493.04

8. PUBLIC RESTROOM FACILITIES & DRINKING FOUNTAINS (PRF)

	DESCRIPTION OF SERVICES	UNIT PRICE	FREQUENCY	TOTAL
A.	Twice Daily Restrooms/Monthly Rate	\$9,360.58	X 12	\$112,326.96
B.	Tri Weekly Restrooms/Monthly Rate	\$668.61	X 12	\$8,023.32
C.	Weekly Restrooms/Monthly Rate	\$111.44	X 12	\$1,337.28
D.	Seasonal Extra Run/Monthly Rate	\$21,601.33	X 2	\$43,202.66

9. ADMINISTRATION & ANNEX FACILITY (ADMIN & ANX)

	DESCRIPTION OF SERVICES	UNIT PRICE	FREQUENCY	TOTAL
A.	Daily Cleaning/Monthly Rate	\$10,029.19	X 12	\$120,350.28
B.	Weekly Cleaning/Monthly Rate	\$1,782.97	X 12	\$21,395.64
C.	Periodic Cleaning/Monthly Rate	\$1,101.53	X 12	\$13,218.36
D.	Periodic Cleaning Quarterly Rate	\$550.77	X 4	\$2,203.08
E.	Periodic Cleaning Semi Annual Rate	\$1,101.53	X 2	\$2,203.06

SCHEDULED SERVICES AMOUNT FOR TERM FIVE: \$466,444.16

10. ADDITIONAL SERVICES NOT TO EXCEED \$12,000.00

DESCRIPTION OF SERVICES	UNIT PRICE	FREQUENCY	TOTAL
Additional Services	\$24.36	HR	\$12,000.00

TOTAL AMOUNT FOR TERM FIVE	\$478,444.16
-----------------------------------	---------------------

Term	Scheduled Services	Additional Services	Total
1	\$512,458.85	\$12,000.00	\$524,458.85
2	\$520,831.62	\$12,000.00	\$532,831.62
3	\$466,444.16	\$12,000.00	\$478,444.16
Three Year Total	\$1,499,734.63	\$36,000.00	\$1,535,734.63
4 (Option Year 1)	\$466,444.16	\$12,000.00	\$478,444.16
5 (Option Year 2)	\$466,444.16	\$12,000.00	\$478,444.16
Total	\$2,432,622.95	\$60,000.00	\$2,492,622.95

2. INVOICING

- a. **Payment Documentation.** As a prerequisite to payment for services, Service Provider shall invoice District for services performed and for reimbursable expenses authorized by this Agreement, accompanied by such records, receipts and forms as required.
- b. Service Provider shall include the following information on each invoice submitted for payment by District, in addition to the information required in Section 1, above:

- 1) Agreement No. 62-2016RH
- 2) If applicable, the Task Authorization(s) (TA) number being charged.
- 3) The following certification phrase, with printed name, title and signature of Service Provider's project manager or designated representative:

"I certify under penalty of perjury that the above statement is just and correct according to the terms of Document No. 65234, and that payment has not been received."

- 4) Dates of service provided
 - 5) Date of invoice
 - 6) A unique invoice number
- c. District shall, at its discretion, return to Service Provider, without payment, any invoice, which has been submitted without the above information and certification phrase.
- d. Invoices shall be mailed to the attention of:
- General Services Department
Attn: Invoice Processing Center
1400 Tidelands Avenue
National City, CA 91950
- e. Should District contest any portion of an invoice, that portion shall be held for resolution, but the uncontested balance shall be processed for payment. District may, at any time, conduct an audit of any and all records kept by Service Provider for the Services. Any overpayment discovered in such an audit may be charged against the Service Provider's future invoices and any retention funds.
- f. Service Provider shall submit all invoices within thirty (30) days of completion of work represented by the request and within sixty (60) days of incurring costs to be reimbursed under the Agreement. Payment will be made to Service Provider within thirty (30) days after receipt by District of a proper invoice.
- 1) All invoice error issues must be resolved within one billing cycle. Charges that are brought to District's attention after (30) days may be denied at no risk to the District.