

# CHULA VISTA HARBOR PARK

## 50% SCHEMATIC DESIGN PHASE 1 OPTIONS PETERSEN STUDIO

August 16, 2019





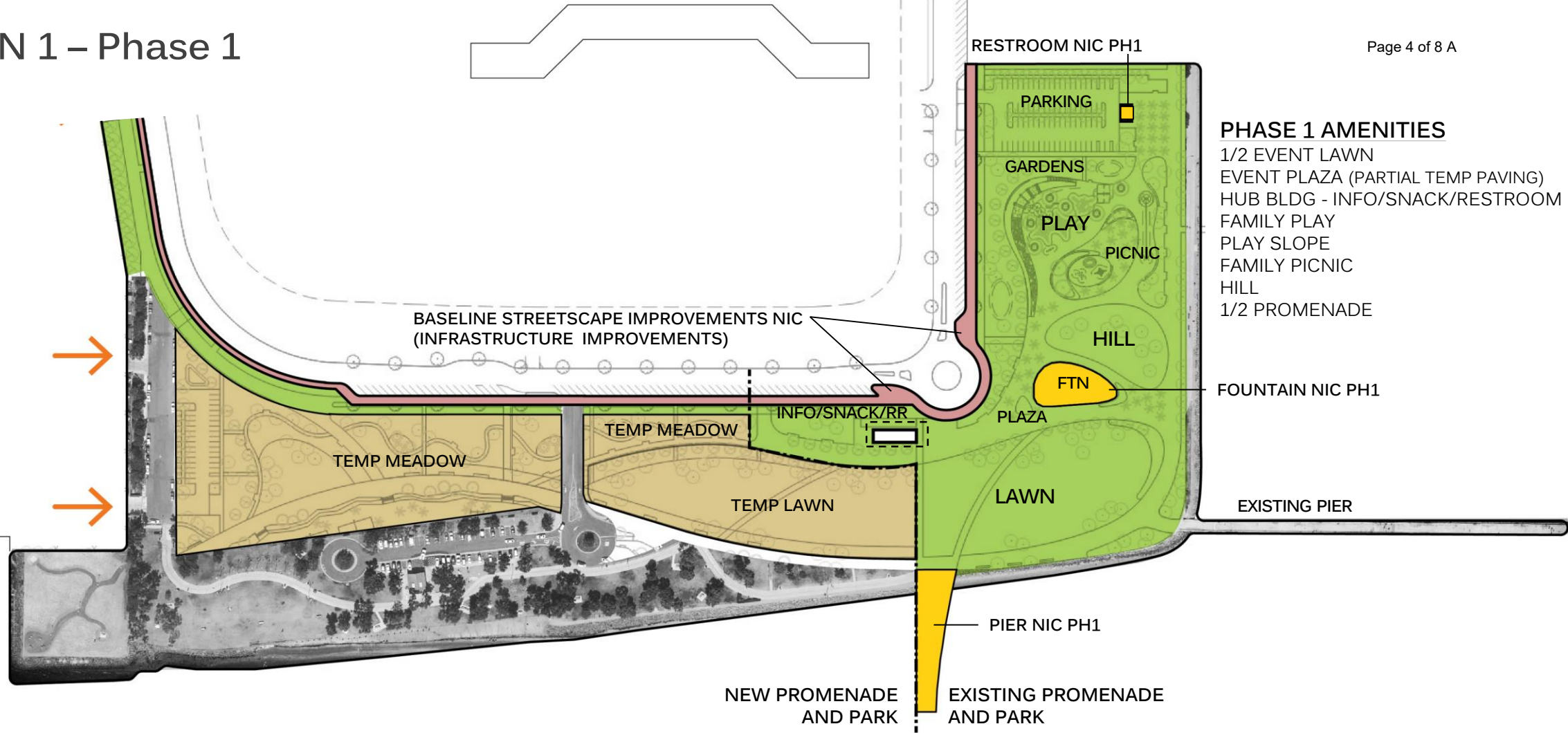


# OPTION 1 – PHASE 1




## Focus on South Park



OPTION 1 – Phase 1



- PHASE 1 AMENITIES**
- 1/2 EVENT LAWN
  - EVENT PLAZA (PARTIAL TEMP PAVING)
  - HUB BLDG - INFO/SNACK/RESTROOM
  - FAMILY PLAY
  - PLAY SLOPE
  - FAMILY PICNIC
  - HILL
  - 1/2 PROMENADE

	NEW PARK IMPROVEMENTS	10.3 AC
	TEMPORARY IMPROVEMENTS	5.0 AC
	EXISTING PARK TO REMAIN	9.3 AC

IMPROVEMENTS TO EXISTING PARK NIC PHASE 1

OPTION 1





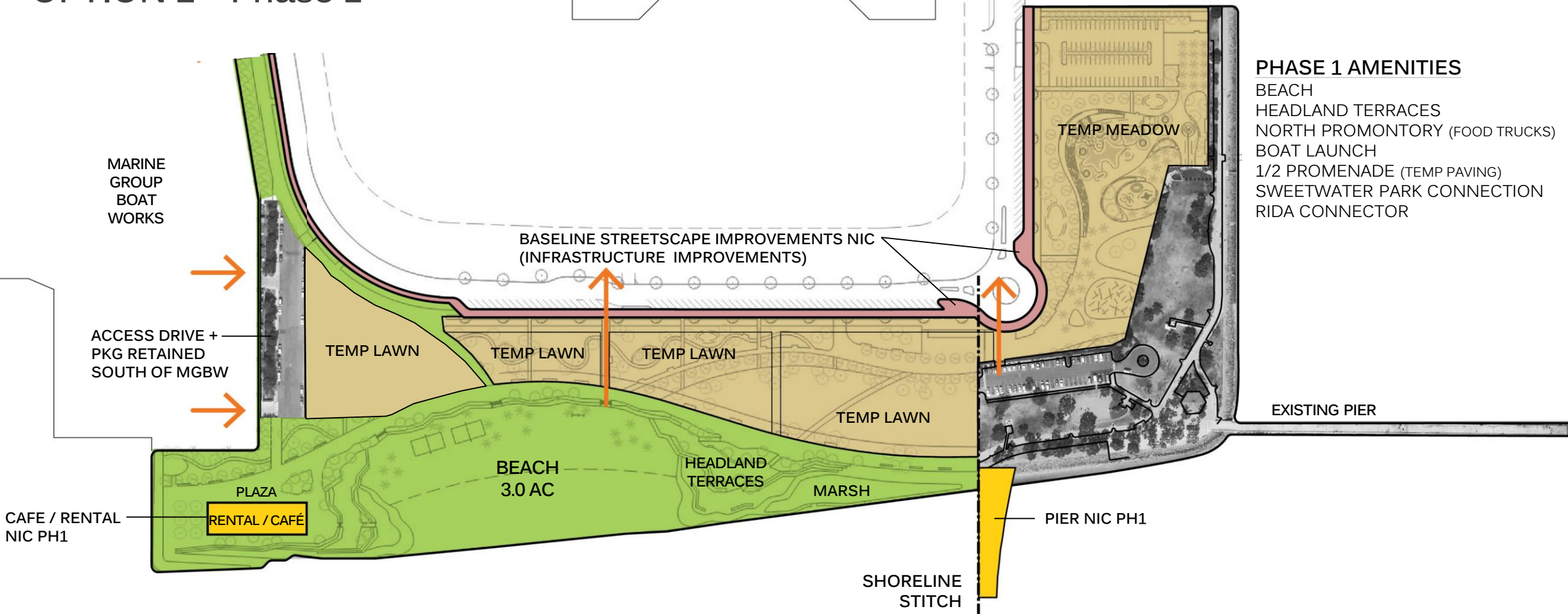
# OPTION 1

# OPTION 2 – PHASE 1

## Focus on North Park






# OPTION 2 – Phase 1



## PHASE 1 AMENITIES

- BEACH
- HEADLAND TERRACES
- NORTH PROMONTORY (FOOD TRUCKS)
- BOAT LAUNCH
- 1/2 PROMENADE (TEMP PAVING)
- SWEETWATER PARK CONNECTION
- RIDA CONNECTOR

	NEW PARK IMPROVEMENTS	11.7 AC
	TEMPORARY IMPROVEMENTS	8.4 AC
	EXISTING PARK TO REMAIN	4.5 AC

IMPROVEMENTS TO EXISTING PARK NIC PHASE 1

## OPTION 2



OPTION 2